

Dissemination Practices

Labour Cost Statistics

6-7 March 2017

Jakarta- Indonesia

Presentation plan

- Dissemination
- Users of Labour Cost Statistics

News Release

No: 16200
30 December 2013
10:00

Results Of Labour Cost Survey, 2012

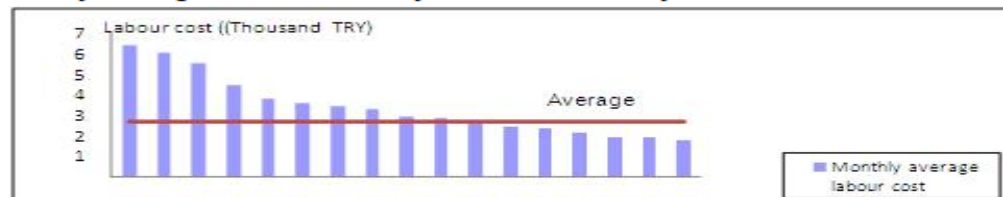
Monthly average labour cost was 2 680 TRY

According to results of the Labour Cost Survey, which was conducted four yearly to give information on total labour cost of employment to the employer and shares of these cost items within total labour cost, monthly average labour cost was estimated as 2 680 TRY for the reference year 2012. These figure was 1 833 TRY for the reference year 2008.

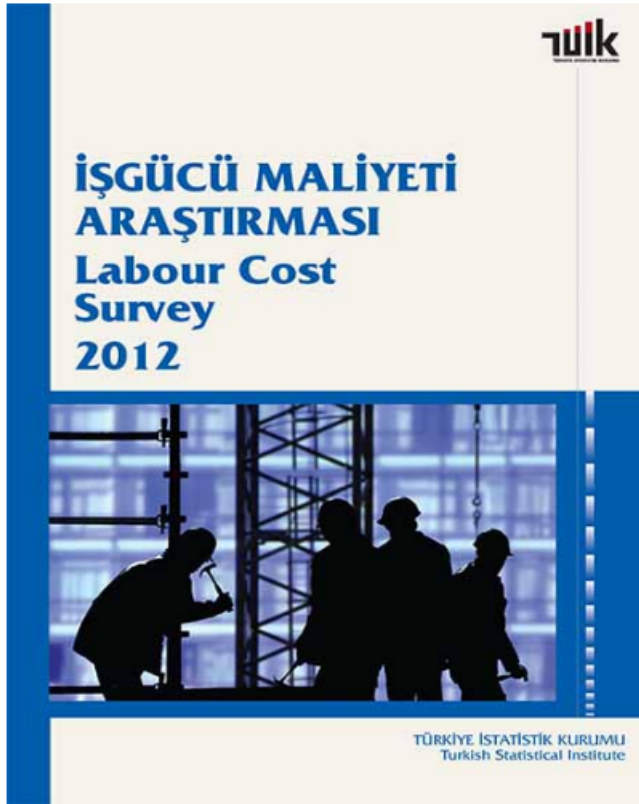
The highest labour cost was observed in the economic activity of financial and insurance activities

As the monthly average labour cost was investigated by economic activity of the establishment, the highest labour cost was observed in K (Financial and insurance activities) sector in 2012 with the 6 418 TRY. This sector was followed by J (Information and communication) sector with 6 032 TRY and D (Electricity, gas, steam and air conditioning supply) sector with 5 546 TRY. The lowest labour cost pertained to the N (Administrative and support service activities) sector with 1 716 TRY. This sector was followed by F (Construction) sector with 1 874 TRY and I (Accommodation and food service activities) sector with 1 907 TRY.

Monthly Average Labour Costs by Economic Activity, 2012



Publication



Labour Cost Survey, 2012

Labour Cost Survey, 2012 is the second publication of the series of a four yearly interval. Estimation on labour cost and components of labour cost like wage, earnings and social security payments for 2012 are provided in this publication by the characteristics of establishment like economic activity, the size of the enterprise and the collective agreement status.

DATA YEAR	2012
PERIOD	Irregular
PUBLICATION LANGUAGE	Turkish - English
PUBLICATION TYPE	Printed Publications,CD
ISSN	-
ISBN	978-975-19-5978-2



10 TL / 10 €



20 TL / 20 €

Web tables

[Press Releases](#)

[Main Statistics](#)

[Statistical Indicators](#)

[Statistics by Theme](#)

[Databases](#)

[Official Statistics Portal](#)

[National Data Release Calendar](#)

[MetaInfo](#)

Statistics by Theme » Labour Cost and Earnings Statistics »

Labour Cost and Earnings Statistics

Press Releases

Statistical Tables and Dynamic Search

- Dynamic Search
 - Trade and Services Indices (M)
 - Construction Sector Indices (M)
 - Labour Cost Indices (2010=100) (M)
 - Structure of Earnings Statistics (M)
- Statistical Tables
 - Earnings Structure
 - Labour Cost
 - Labour Cost by Economic Activity
 - Actual Weekly Working Hours and Monthly Average Labour Cost
 - Monthly Average Gross Earnings and Components
 - Monthly Average Labour Cost and Components
 - Monthly Average Social Security Payments and Components
 - Actual weekly working hours and monthly average labour cost-2012
 - Monthly average gross earnings and components-2012
 - Monthly average social security payments and components-2012
 - Monthly average labour cost and components-2012
 - Labour Cost by Collective Agreement Status And Size Group Of the Enterprise
 - Monthly Average Labour Cost and Components
 - Monthly Average Social Security Payments and Components
 - Actual Weekly Working Hours and Monthly Average Labour Cost
 - Monthly Average Gross Earnings and Components
 - Labour Cost by Collective Agreement Status And Economic Activity
 - Actual Weekly Working Hours and Monthly Average Labour Cost
 - Monthly Average Labour Cost and Components
 - Monthly Average Social Security Payments and Components

Metadata

Labour Cost and Earnings Statistics

▼ Press Releases

▼ Statistical Tables and Dynamic Search

▲ Metadata  Search metadata

Earnings Statistics

Labour Cost

Analytical Framework, Concepts, Definitions, and Classifications

Scope of the Data

Accounting Conventions

Characteristics of Basic Data Sources

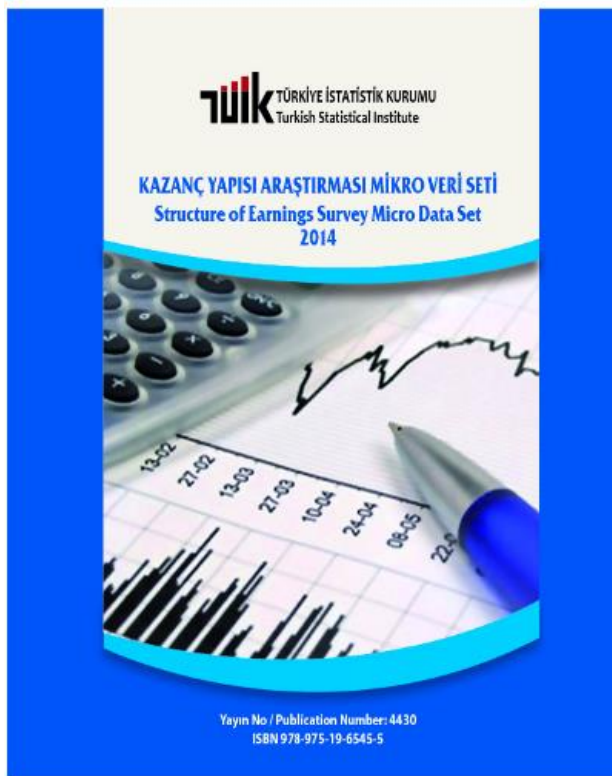
Compilation Practices

Revisions

Other subjects

Labour Cost Index

Micro Data Set



Structure of Earnings Survey Micro Data Set, 2014

Structure of Earnings Surveys which have been carried out regularly by Turkish Statistical Institute with four yearly intervals beginning from 2006. The aim of the survey is to give information on the level, structure and development of wages and earnings. It is aimed to produce estimations by characteristics of employees such as sex, age, seniority, occupation, educational attainment as well as by establishment characteristics such as branch of economic activity and geographical region. This CD consists of micro data of 2014 Structure of Earnings Survey and its main tables. It also provide that methodological information about survey and principles of micro data usage. It is possible to produce cross tables, make various statistical analyses and run econometric models by means of using micro data given in this CD.

DATA YEAR	2014
PERIOD	Census/ Research Year
PUBLICATION LANGUAGE	Turkish - English
PUBLICATION TYPE	Micro Data Set
ISSN	-
ISBN	978-975-19-6545-5

100 TL / 100 €

תודה
Dankie Gracias
Спасибо شکرًا
Merci Takk
Köszönjük Terima kasih
Grazie Dziękujemy Děkojame
Ďakujeme Vielen Dank Paldies
Kiitos Täname teid 谢谢
Thank You Tak
感謝您 Obrigado Teşekkür Ederiz
감사합니다
Σας ευχαριστούμε ขอบคุณ
Bedankt Děkujeme vám
ありがとうございます
Tack